


2011 Special Olympics Match June 11, 2011

All Shooters

High Senior: Paul Stiedle SSP - Expert 115.01 (15)
 High Law Enforcement: Mike Monk SSP - Expert 100.81 (22)
 High Military: Joel Humphrey SSP - Expert 126.17 (19)
 High Distinguished Senior: Mike Holland SSP - Expert 123.99 (13)
 Most Accurate: Wayne Ritchie CDP - Expert 122.76 (6)


	Match Score	--Penalties--				Stage 1	Stage 2	Stage 3	Stage 4	Stage 5	Stage 6	Stage 7	Stage 8	
		PD	NT	PE	FN									
CDP - Expert														
1	Ritchie, Wayne*	122.76	6	0	0	0	16.59 (2)	12.70 (0)	13.86 (1)	11.71 (0)	8.66 (0)	18.12 (2)	23.53 (1)	17.59 (0)
2	Wilkinson, Jason	146.50	21	0	0	0	15.38 (0)	14.00 (0)	16.41 (0)	13.64 (0)	11.45 (1)	24.65 (6)	22.33 (3)	28.64 (11)
3	Reyes, Abraham	146.92	56	0	0	0	16.54 (8)	13.73 (3)	14.62 (6)	10.95 (0)	13.22 (7)	35.01 (19)	19.48 (3)	23.37 (10)
4	Mills, Danna	156.96	40	0	1	0	16.79 (2)	23.74 (3)	17.89 (7)	14.50 (2)	17.30 (16)	22.05 (2)	19.15 (2)	25.54 (6)
5	Brown, Aaron	157.68	15	0	0	0	18.01 (2)	22.62 (1)	15.47 (1)	15.46 (0)	12.03 (1)	25.88 (4)	21.96 (1)	26.25 (5)
6	Bedard, Paul	173.86	25	0	1	0	19.24 (0)	14.43 (1)	29.23 (3)	17.89 (0)	16.75 (6)	25.84 (3)	26.58 (6)	23.90 (6)
7	Pickens, Rodney*	196.20	27	0	0	0	23.05 (6)	18.64 (2)	18.91 (1)	19.08 (0)	20.32 (2)	35.41 (1)	29.19 (7)	31.60 (8)
8	Robertson, Keith	213.20	34	0	0	0	25.64 (4)	18.50 (1)	29.98 (12)	16.17 (0)	19.50 (2)	33.43 (4)	33.85 (1)	36.13 (10)
9	Blackwood, John*	224.32	71	1	0	0	23.08 (0)	23.01 (2)	32.92 (25)	21.10 (0)	19.77 (8)	30.85 (9)	38.40 (20)	35.19 (7)
10	Nesbit, Thomas	225.45	50	1	0	0	22.96 (0)	18.96 (1)	32.32 (6)	20.90 (3)	20.75 (6)	32.43 (4)	41.23 (18)	35.90 (12)
11	Lewis, John	237.51	29	0	0	0	30.91 (6)	21.92 (0)	29.32 (2)	16.72 (0)	19.28 (3)	34.60 (1)	35.47 (10)	49.29 (7)
12	Miller, Michael*	243.60	51	0	2	0	28.94 (5)	23.15 (3)	26.16 (4)	22.70 (0)	25.29 (2)	43.92 (10)	34.60 (11)	38.84 (16)
13	Baker, Glenn	284.70	16	0	0	0	30.99 (0)	44.47 (1)	36.85 (0)	24.29 (0)	19.17 (0)	40.35 (2)	41.33 (7)	47.25 (6)



2011 Special Olympics Match June 11, 2011

All Shooters


	Match Score	--Penalties--				Stage 1	Stage 2	Stage 3	Stage 4	Stage 5	Stage 6	Stage 7	Stage 8	
		PD	NT	PE	FN									
ESP - Expert														
1	Reed, Ryan	105.94	23	0	0	0	14.67 (6)	12.18 (0)	14.90 (4)	11.82 (0)	8.22(2)	19.01 (5)	9.76(4)	15.38 (2)
2	Smethers, Ted*	122.31	17	0	0	0	13.43 (0)	16.47 (0)	13.22(0)	11.21 (0)	13.33 (2)	19.82 (5)	17.10 (6)	17.73 (4)
3	Morgan, Larry	141.43	8	0	0	0	20.78 (0)	10.31(1)	18.44 (2)	14.94 (1)	12.26 (0)	25.01 (1)	22.21 (0)	17.48 (3)
4	Melton, Jeff	142.72	40	0	0	0	19.95 (7)	12.55 (2)	20.62 (12)	11.72 (1)	15.43 (5)	21.43 (4)	21.45 (1)	19.57 (8)
5	Vint, Larry	144.59	27	0	0	0	19.81 (0)	15.33 (5)	20.62 (5)	13.35 (0)	13.63 (2)	20.51 (3)	20.85 (6)	20.49 (6)
6	Davis, Paul*	148.33	35	0	0	0	14.90 (1)	14.89 (1)	20.57 (3)	13.82 (0)	10.54 (2)	20.04 (4)	24.27 (7)	29.30 (17)
7	Nitschke, Rick*	158.40	31	0	0	0	21.87 (6)	15.48 (2)	14.54 (0)	12.27 (0)	13.68 (0)	21.99 (4)	29.68 (7)	28.89 (12)
8	Hardee, Ron	165.32	19	1	1	0	29.71 (3)	15.94 (0)	17.42 (5)	12.59 (4)	17.55 (0)	22.11 (1)	20.68 (2)	29.32 (4)
9	Blackwood, Mark	186.50	10	0	0	0	21.17 (0)	17.39 (1)	24.17 (1)	15.96 (0)	19.93 (1)	33.55 (2)	28.08 (5)	26.25 (0)
10	Aycock, Jerry*	199.99	29	2	0	0	28.11 (3)	21.48 (7)	26.72 (0)	16.40 (0)	15.34 (0)	32.67 (8)	31.81 (5)	27.46 (6)
11	Coleman, Gary	202.75	52	1	1	0	18.13 (3)	24.46 (2)	37.27 (8)	17.39 (0)	19.24 (7)	29.46 (18)	27.12 (4)	29.68 (10)
12	Gilson, Bradley	220.67	58	0	0	0	32.95 (4)	25.42 (6)	25.47 (4)	25.35 (3)	21.83 (6)	33.55 (12)	28.87 (19)	27.23 (4)
SSP - Expert														
1	Monk, Mike	100.81	22	0	0	0	11.26 (2)	12.49 (1)	13.97 (4)	10.17(2)	10.92 (4)	13.64(0)	13.72 (4)	14.64(5)
2	Stiedle, Paul	115.01	15	0	0	0	16.75 (2)	13.30 (5)	14.79 (1)	11.04 (1)	12.46 (2)	15.00 (0)	15.09 (1)	16.58 (3)
3	Boeckman, Mark	116.87	28	0	0	0	13.41 (1)	15.01 (7)	16.36 (4)	11.14 (0)	10.18 (1)	15.54 (1)	17.24 (8)	17.99 (6)
4	Holland, Mike	123.99	13	0	1	0	15.44 (1)	14.76 (0)	17.21 (2)	11.46 (0)	12.36 (3)	20.50 (1)	15.96 (2)	16.30 (4)
5	Humphrey, Joel*	126.17	19	0	0	0	14.16 (1)	12.72 (0)	17.78 (3)	14.46 (1)	11.53 (3)	15.54 (2)	23.12 (5)	16.86 (4)
6	Woodfield, Mark	131.23	30	1	0	0	17.66 (2)	12.23 (3)	25.94 (15)	11.34 (1)	12.00 (2)	18.51 (4)	15.07 (1)	18.48 (2)
7	Changose, Goose	132.22	34	0	0	0	16.56 (2)	17.16 (5)	15.06 (6)	10.31 (1)	11.13 (1)	20.32 (7)	21.63 (11)	20.05 (1)
8	Nayak, Rajesh	135.32	36	0	0	0	18.83 (2)	13.18 (3)	18.16 (8)	11.35 (1)	11.72 (3)	21.04 (7)	20.43 (7)	20.61 (5)
9	Griffin, Len	143.48	73	1	0	0	21.92 (12)	15.84 (9)	17.69 (13)	14.92 (0)	12.62 (3)	19.81 (7)	23.53 (21)	17.15 (8)
10	Smith, Don	170.21	8	0	0	0	22.33 (2)	18.39 (0)	23.36 (0)	16.95 (0)	17.22 (0)	24.76 (1)	24.80 (3)	22.40 (2)
11	Collins, Ryan	175.76	10	1	0	0	22.97 (0)	21.94 (1)	25.63 (1)	13.45 (0)	14.67 (1)	25.29 (3)	22.70 (2)	29.11 (2)
12	Whitlock, Jay	181.66	56	0	1	0	23.18 (6)	19.04 (1)	23.71 (12)	15.02 (0)	20.20 (7)	28.48 (9)	26.47 (11)	25.56 (10)
13	Goodwin, Roy	194.36	30	0	0	0	23.33 (0)	20.33 (5)	27.86 (5)	18.21 (0)	19.81 (1)	30.30 (4)	28.30 (12)	26.22 (3)
14	Brooks, Matt	196.67	37	1	0	0	18.80 (0)	22.58 (5)	19.65 (6)	15.07 (1)	16.05 (4)	37.02 (5)	32.33 (3)	35.17 (13)
15	Wilkinson, Michael*	249.43	88	1	0	1	23.75 (1)	22.80 (5)	29.92 (2)	22.83 (0)	21.52 (5)	35.78 (6)	54.36 (46)	38.47 (23)
16	Wilkinson, Liani	347.00	123	3	0	0	42.16 (7)	36.54 (16)	45.97 (15)	32.00 (2)	41.60 (19)	68.43 (19)	42.31 (28)	37.99 (17)
	Lloyd, Paul	INC	0	0	0	0	(0)	(0)	(0)	(0)	(0)	(0)	(0)	(0)



2011 Special Olympics Match June 11, 2011

All Shooters

	Match Score	--Penalties--				Stage 1	Stage 2	Stage 3	Stage 4	Stage 5	Stage 6	Stage 7	Stage 8
		PD	NT	PE	FN								
SSR - Expert													
1	131.08	20	0	0	0	11.17(0)	14.03 (1)	17.34 (4)	11.88 (0)	13.02 (2)	24.14 (4)	19.79 (8)	19.71 (1)
2	187.44	42	1	0	0	22.93 (4)	16.94 (1)	24.61 (9)	14.51 (1)	16.96 (6)	40.00 (5)	24.34 (4)	27.15 (12)
3	190.46	29	0	0	0	17.73 (1)	18.10 (0)	27.47 (2)	16.51 (1)	17.10 (3)	33.28 (8)	31.24 (13)	29.03 (1)
4	190.98	67	1	0	0	15.87 (2)	25.54 (19)	22.06 (2)	12.91 (0)	22.38 (7)	38.46 (19)	25.79 (9)	27.97 (9)
5	198.59	30	0	1	0	25.13 (5)	18.96 (2)	23.88 (4)	25.89 (0)	18.75 (2)	31.30 (5)	27.53 (7)	27.15 (5)
6	211.80	43	1	0	0	22.67 (2)	23.27 (5)	28.16 (4)	24.16 (1)	16.45 (0)	29.56 (4)	34.72 (18)	32.81 (9)



2011 Special Olympics Match June 11, 2011

All Shooters

Total Match Penalties:

Target Points Down (PD) - 1,643

Hits on Non-Threats (NT) - 17

Procedural Errors (PE) - 9

Failures to Neutralize (FN) - 1

Key to Penalties:

PD = Target Points Down. Each point down adds 1/2 second to your score.

NT = Hit on Non Threat target. Each HNT adds 5 seconds to your score.

PE = Procedural Error. Each adds 3 seconds to your score.

FN = Failure to Neutralize (no hits in the 0 or -1 zone) Each adds 5 seconds to your score.

Key to Abbreviations:

CDP = **Custom Defensive Pistol**, such as 1911. Must be .45 ACP with maximum magazine load of 8 rounds

ESP = **Enhanced Service Pistol**, single action or SA/DA such as H&K P7 or CZ-75 or Springfield XD

SSP = **Stock Service Pistol**, double action or 'Safe Action' such as Glock or SIG

ESR = **Enhanced Service Revolver**, rimmed or rimless ammo, full moon clip, power factor of 165,000

SSR = **Stock Service Revolver**, rimmed case ammo, no full moon clips